


The Leader in
SharePoint
Solutions

RJB

TECHNICAL CONSULTING



SharePoint 2010 Launch

Branding SharePoint 2010



Microsoft
GOLD CERTIFIED
Partner

Business Intelligence Solutions
Data Management Solutions
Information Worker Solutions
Custom Development Solutions

RJB

TECHNICAL CONSULTING



Background

- Rick Wise, MCTS
- Application Developer
- RJB Technical Consulting, Inc.
- 610-834-3900
- rick.wise@rjbtech.com



Microsoft
GOLD CERTIFIED
Partner

Business Intelligence Solutions
Data Management Solutions
Information Worker Solutions
Custom Development Solutions




Agenda

- Show new User Interface
 - Ribbon
- Branding
 - Methodology of Branding
 - What's possible out of the box
 - Improvements over MOSS 2007

RJB

TECHNICAL CONSULTING



SharePoint Page Construction

Master Page

Page Content (Page Layout)



SharePoint Page Construction

The screenshot shows a SharePoint page titled "Adventure Works" with the user "RJB7K\Administrator". The page is in "Page" construction mode, with options for "Browse", "Page", and "Publish". A search bar is present with the text "Search this site...". The page content includes a "Home" link, a "Master Page" link, and a status bar indicating "Status: Checked out and editable. Publication Start Date: Immediately". On the left, there is a "Lists" sidebar with "Calendar", "Demo", and "Press Releases". The main content area features a large image of business people and a "Page Content / Page Layout" link. Below the image, there is text about "Enable anonymous access" and "Manage navigation".



SharePoint Master Pages

- Upgrading
 - Choice of v3.master (default.master) or v4.master
- Fresh Install
 - v4 only

Site Master Page

The site master page will be used by all publishing pages. Select the first option to inherit the site master page of the parent site. Select the second option to select a unique master page. Check the box to apply this setting to all subsites.

- Inherit site master page from parent of this site
 Specify a master page to be used by this site and all sites that inherit from it:

nightandday.master
 v4.master
 nightandday.master

- Reset all subsites to inherit this site master page setting

System Master Page

Use the system master page for all forms and view pages in this site. Select the first option to inherit the system master page of the parent site. Select the second option to select a unique master page. Check the box to apply this setting to all subsites.

- Inherit system master page from parent of this site
 Specify a system master page for this site and all sites that inherit from it:

v4.master

- Reset all subsites to inherit this system master page setting



Themes


- Built on Office Open XML
 - Create and modify themes in PowerPoint
- Stored as .THMX files
- MOSS 2007 themes not supported

Inherit Theme

Specify whether this site uses the same theme as its parent or if it uses its own theme.

- Inherit theme from the parent of this site
- Specify a theme to be used by this site and all sites that inherit from it:

Select a Theme



Hyperlink Followed Hyperlink
Heading Font Lorem ipsum dolor sit amet...
Body Font Lorem ipsum dolor sit amet...

Default (no theme)
Azure
Berry
Bittersweet
Cay
Classic
Construct
Construct_Custom
Convention
Felt
Graham
Grapello
Laminate
Mission
Modern Rose
Municipal
Pinnate
Riccasso
RJB Theme
Summer




Themes

Inherit Theme

Specify whether this site uses the same theme as its parent or if it uses its own theme.

- Inherit theme from the parent of this site
- Specify a theme to be used by this site and all sites that inherit from it:

Select a Theme



Hyperlink Followed Hyperlink

Heading Font Lorem ipsum dolor sit amet...

Body Font Lorem ipsum dolor sit amet...

- Default (no theme)
- Azure
- Berry
- Bittersweet
- Cay
- Classic
- Construct
- Construct_Custom
- Convention
- Felt
- Graham
- Grapello
- Laminate
- Mission
- Modern Rose
- Municipal
- Pinnate
- Ricasso
- RJB Theme**
- Summer



CSS

- Advanced Branding
 - Style for specific classes
 - Allows use of images

Alternate CSS URL

Specify the URL of a cascading style sheet (CSS) to apply to this site. The CSS files should contain every class you might reference from any control and from any page in your site. This will help ensure that your site is displayed exactly as you want it to.

Select the first option to use the parent CSS URL of this site. Select the second option to use the Microsoft SharePoint Foundation default style. Select the third option to specify your own CSS URL.

- Inherit Alternate CSS URL from parent of this site
- Use Microsoft SharePoint Foundation default styles
- Specify a CSS file to be used by this publishing site and all sites that inherit from it:

- Reset all subsites to inherit this alternate CSS URL



Page Layouts

- Branding specific pages
 - Customize look
 - Landing Page
 - Portal Home Page
 - Embed additional styles
 - CSS

Page Title and Description

Enter a URL name, title, and description for this page.

Title:

Description:

URL Name:
/Pages/ .aspx

Page Layout

Select a page layout to control how the page will be displayed.



- (Article Page) Body only
- (Article Page) Image on left
- (Article Page) Image on right
- (Article Page) Summary links
- (Enterprise Wiki Page) Basic Page
- (Project Page) Basic Project Page
- (Redirect Page) Redirect
- (Welcome Page) Blank Web Part page
- (Welcome Page) Demo Layout
- (Welcome Page) Splash

Check Spelling

Create

Cancel



Site Templates

- No more STP files
 - Exported as .WSP
 - Stored in Solution Gallery

Site Actions | Browse | Solutions | Library Tools | Library | RJB7K\Administrator

Rick's Site > Solution Gallery > Solutions

Use the Solution Gallery to track user solutions.

Search this site...

Your resource quota is 300 server resources. Solutions can consume resources and may be temporarily disabled if your resource usage exceeds your quota.

Current Usage (Today) _____

Average Usage (Last 14 days) _____

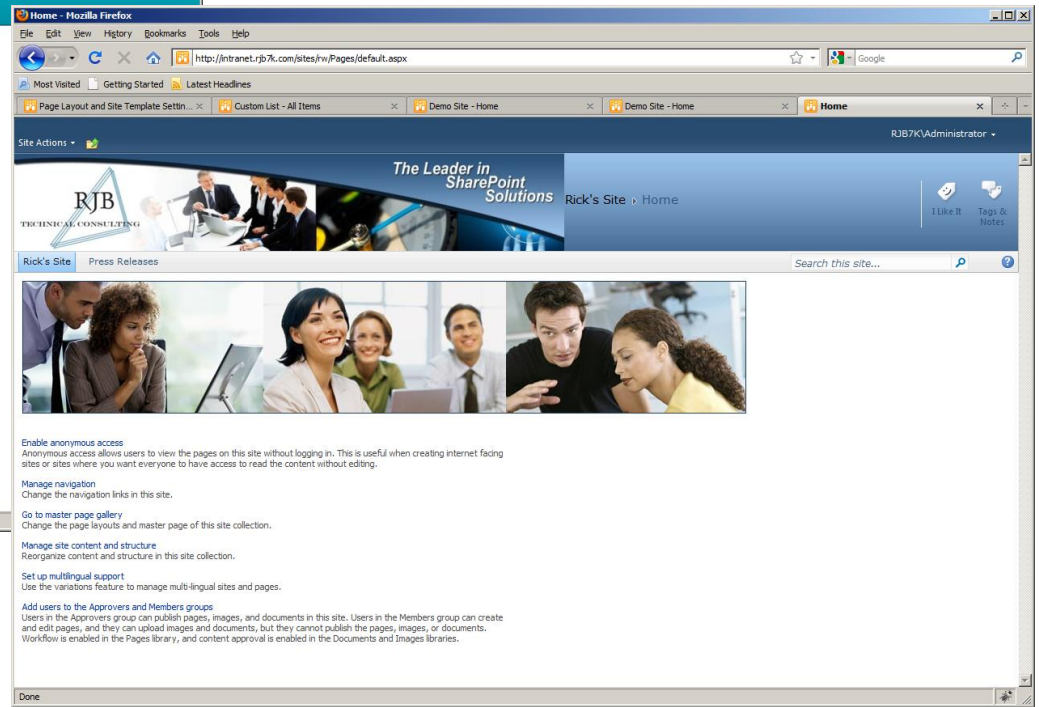
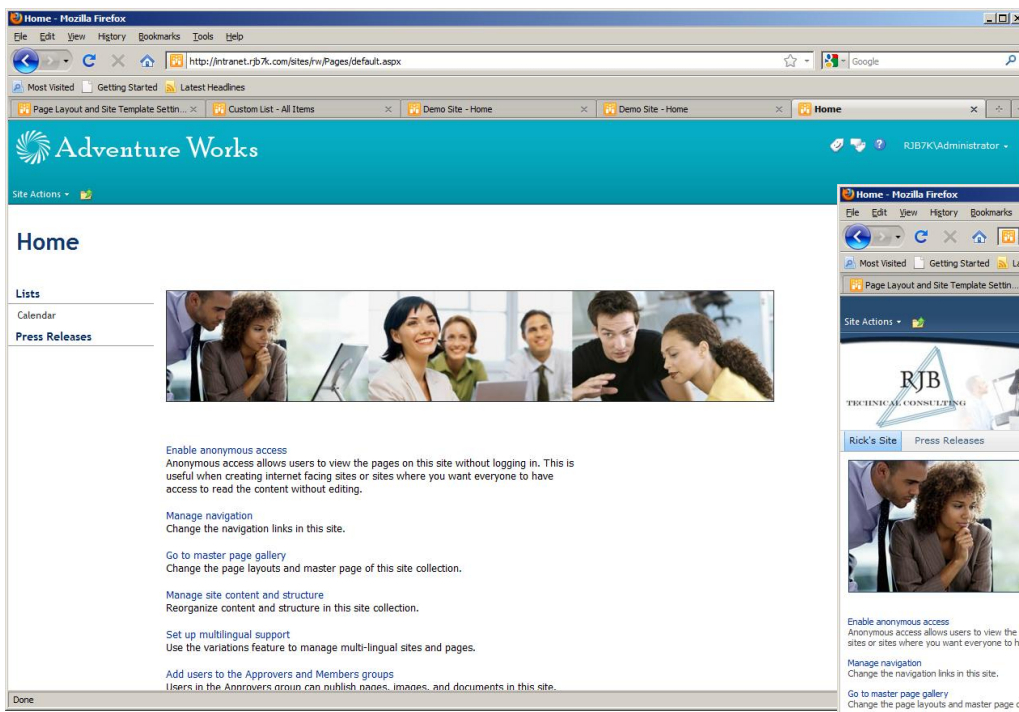
Name	Edit	Modified	Status	Resource Usage
<input type="checkbox"/> RickTest NEW		5/10/2010 5:43 PM	Activated	0.00



The Leader in
SharePoint
Solutions



Before & After



Business Intelligence Solutions
Data Management Solutions
Information Worker Solutions
Custom Development Solutions

The Leader in
SharePoint
Solutions

RJB

TECHNICAL CONSULTING



Demo



Microsoft
GOLD CERTIFIED
Partner

Business Intelligence Solutions
Data Management Solutions
Information Worker Solutions
Custom Development Solutions

RJB

TECHNICAL CONSULTING




What we covered

- Changes to...
 - Master page
 - Site Theme
 - CSS
 - Page Layouts
 - Site Templates

The Leader in
SharePoint
Solutions

RJB

TECHNICAL CONSULTING



Philly SharePoint 2010 Launch Event Sponsors

Microsoft®



NINTEX®

The Leader in
SharePoint
Solutions

RJB

TECHNICAL CONSULTING



Questions?

Rick Wise

Application Developer

RJB Technical Consulting, Inc.

www.rjbtech.com

Rick.Wise@rjbtech.com

Twitter: [@rickATrjb](https://twitter.com/rickATrjb)



Microsoft
GOLD CERTIFIED
Partner

Business Intelligence Solutions
Data Management Solutions
Information Worker Solutions
Custom Development Solutions